

Low-cost Global Power Supply with CE Marking

- Safety standards:
UL: UL508 (Class 2), No.60950-1,
cUL: CSA C22.2 No. 14 (Class 2), cUR: 60950-1,
EN60950-1 (= VDE0805 Teil 1), EN50178 (= VDE0160)
- EMC: Conforms to EN61204-3 Class A
- Mounting bracket available for standard models
Front-mounting bracket type
DIN Rail mounting type (except 300 W and 600 W)
- RoHS-compliant



Model Number Structure

Model Number Legend

Note: Not all combinations are possible. Refer to *List of Models* in *Ordering Information* on page 2 and 3.

S82J -

1 2 3 4

1. Power Ratings

010: 10 W
025: 25 W
050: 50 W
100: 100 W
150: 150 W
300: 300 W
600: 600 W

2. Output Voltage

05: 5 V
12: 12 V
15: 15 V
24: 24 V

3. Configuration

10-/25-/50-/100-/150-W models
A: Open-frame type, front terminals
D: Covered type, front terminals

Mounting bracket
None: With mounting bracket
N: Without mounting bracket

4. Mounting Bracket

None: Front-mounting bracket type
D: DIN Rail mounting bracket type

Ordering Information

■ List of Models

Note: For details on normal stock models, contact your nearest OMRON representative.

Front-mounting Bracket Models

Configuration	Input Voltage	Power ratings	Output voltage	Output current	Front-mounting bracket models (Front terminals)
Open-frame type	100 to 240 VAC (free)	10 W	5 V	2 A	S82J-01005A
			12 V	1 A	S82J-01012A
			15 V	0.7 A	S82J-01015A
			24 V	0.5 A	S82J-01024A
		25 W	5 V	5 A	S82J-02505A
			12 V	2.1 A	S82J-02512A
			15 V	1.7 A	S82J-02515A
			24 V	1.1 A	S82J-02524A
		50 W	5 V	10 A	S82J-05005A
			12 V	4.2 A	S82J-05012A
			24 V	2.1 A	S82J-05024A
			100 or 200 VAC (selected automatically)	5 V	20 A
	12 V	8.5 A		S82J-10012A	
	15 V	7 A		S82J-10015A	
	24 V	4.5 A		S82J-10024A	
	100 to 240 VAC (free)	100 or 200 VAC (selected automatically)	150 W	24 V	6.5 A
100 or 200 VAC (selected automatically)	24 V			6.5 A	S82J-15024A
Covered type	100 to 240 VAC (free)	10 W	5 V	2 A	S82J-01005D
			12 V	1 A	S82J-01012D
			15 V	0.7 A	S82J-01015D
			24 V	0.5 A	S82J-01024D
		25 W	5 V	5 A	S82J-02505D
			12 V	2.1 A	S82J-02512D
			15 V	1.7 A	S82J-02515D
			24 V	1.1 A	S82J-02524D
		50 W	5 V	10 A	S82J-05005D
			12 V	4.2 A	S82J-05012D
			24 V	2.1 A	S82J-05024D
			100 or 200 VAC (selected automatically)	5 V	20 A
	12 V	8.5 A		S82J-10012D	
	15 V	7 A		S82J-10015D	
	24 V	4.5 A		S82J-10024D	
	100 to 240 VAC (free)	100 or 200 VAC (selected automatically)	150 W	24 V	6.5 A
100 or 200 VAC (selected automatically)	24 V			6.5 A	S82J-15024D
100 or 200 VAC (selectable)	300 W	24 V	14 A	S82J-30024	
			27 A	S82J-30024N	
	600 W	24 V	14 A	S82J-60024	
			27 A	S82J-60024N	

Specifications

■ Ratings/Characteristics

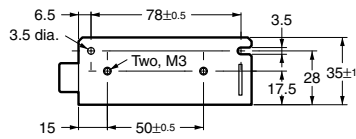
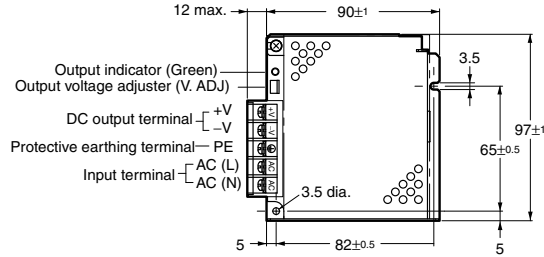
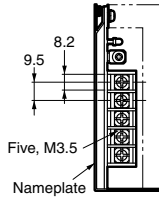
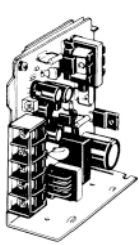
Power ratings (See note 1.)		100 to 240 V (Free)				100/200 (Selected automatically)		100/200 (Selected)		
		10 W	25 W	50 W	100 W (24 V)	100 W (5 V, 12 V, 15 V)	150 W	300 W	600 W	
Efficiency (typical)		67% min. (Varies depending on specifications)				83% min.		75% min. 82% min.		
Input	Voltage (See note 2.)	100 to 240 VAC (85 to 264 VAC)				100 VAC (85 to 132 VAC)		100 VAC (85 to 132 VAC)		
		110 to 170 VDC (10-W and 25-W models only) (See note 11.)				200 VAC (170 to 264 VAC) (selected automatically)		200 VAC (170 to 253 VAC) (selectable)		
	Frequency (See note 2.)	50/60 Hz (47 to 450 Hz)								
	Current (See note 3.)	100-V input	0.35 A max.	0.8 max.	1.4 A max.	2.5 A max.	2.5 A max.	3.5 A max.	8 A max.	14 A max.
		200-V input	0.3 A max.	0.6 A max.	0.8 A max.	1.5 A max.	1.4 A max.	2.1 A max.	4 A max.	7 A max.
	Leakage current (See note 3.)	100-V input	0.5 mA max.							
		200-V input	1 mA max.							
Inrush current (See note 3.)	100-V input	25 A max. (for a cold start at 25°)							30 A max. (for a cold start at 25°)	
	200-V input	50 A max. (for a cold start at 25°)							60 A max. (for a cold start at 25°)	
Noise filter		Yes								
Output (See note 4.)	Voltage Adjustment Range (See note 5.)	±10% (with V. ADJ)								
	Ripple (See note 3.)	2% (p-p) max.								
	Input variation influence	0.4% max.								
	Load variation influence	0.8% max. (10% to 100% load, rated input voltage)								
	Temperature variation influence	0.05%/°C max. (at rated input and output)								
	Startup time	500 ms max. (up to 90% of output voltage at rated input and output)						300 ms max. (up to 90% of output voltage at rated input and output)		
	Hold time (See note 3.)	20 ms min.								
Additional functions	Overload protection (See note 6.)	105% to 160% of rated load current, voltage/current drop, intermittent operation (10-W and 25-W models) gradual current increase/ voltage drop, intermittent operation (50-W, 100-W (24 V) models), automatic reset						105% of rated load current, Inverted L voltage drop, automatic reset (For the 600-W model, the circuit will be shut OFF when the overload exceeds 5 s.)		
	Overvoltage protection	No			Yes (See note 7.)	Yes (5-V output only) (See note 7.)	No		Yes (See note 8.)	
	Overheat protection	No							Yes (See note 8.)	
	Parallel operation	No						Yes (up to 5 units)		
	Protection-ON alarm indicator	No						Yes (color: red)		
Other	Ambient operating temperature	Refer to the derating curve in <i>Engineering Data</i> . (with no icing or condensation)								
	Storage temperature	-25 to 65°C (with no icing or condensation)								
	Ambient operating humidity	25% to 85% (Storage humidity: 25% to 90%)								
	Dielectric strength	3.0 k VAC for 1 min. (between all inputs and all outputs)								
		2.2 k VAC for 1 min. (between all inputs and all outputs/PE terminals)								
		1.0 k VAC for 1 min. (between all outputs and PE terminal)								
	Insulation resistance	100 MΩ min. (between all outputs and all inputs/ PE terminals) at 500 VDC								
	Vibration resistance	10 to 55 Hz, 0.375-mm single amplitude for 2h each in X, Y, and Z directions								
	Shock resistance	300m/s ² , 3 times each in ±X, ±Y, ±Z directions								
	Output indicator	Yes (color: green)								
EMI	Conducted Emissions (See note 3.)	Conforms to EN61204-3 EN55011 Class A and based on FCC Class A								
	Radiated Emissions	Conforms to EN61204-3 EN55011 Class A (See note 9.)								
EMS		Conforms to EN61204-3 Low severity levels								
Approved standards		UL: UL508 (Listing; Class 2: Per UL1310 Class 2 approved for 10-W, 25-W (except for 5-V output), and 50-W (only for 24-V output) models.), UL60950-1 cUL: CSA C22.2 No.14 (Class 2 approved for 10-W, 25-W (except for 5-V output), and 50-W (only for 24-V output) models.) cUR: CSA No. 60950-1 EN/VDE: EN50178 (=VDE0160), EN60950-1 (=VDE0805 Teil 1) Terminal types (only terminal part): VDE0106/P100 Based on VE0106/P100				Models with Terminals UL: UL508 (Listing), UL1012, UL60950-1 cUL: CSA C22.2 No. 14 (Listing) cUR: CSA No. 60950-1 EN/VDE: EN50178 (=VDE0160), EN60950-1 (=VDE0805 Teil 1) Terminal types (only terminal part): VDE0106/P100 Based on VE0106/P100 Models with Connectors UL: UL508, UL1012, UL60950-1 CSA: CSA C22.2 No.14 CSA No. 60950-1 EN/VDE: EN50178 (=VDE0160), EN60950-1 (=VDE0805 Teil 1)		UL: UL508, UL1012 CSA: EB1402C, C22.2 No. 14 EN/VDE: EN50178 (=VDE0160), EN60950-1 (=VDE0805 Teil 1) Terminal types (only terminal part): VDE0106/P100 Based on VE0106/P100		
Weight (See note 10.)		250 g max.	350 g max.	400 g max.	500 g max.	1,000 g max.		2,000 g max.	2,500 g max.	

Dimensions

Note: All units are in millimeters unless otherwise indicated.
Open-frame type and covered type have the same dimensions.

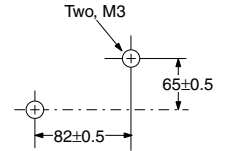
Front-mounting Bracket Models

S82J-010□□□ (10 W)

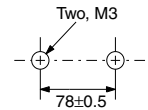


Mounting Holes (Surface Screw Mounting)

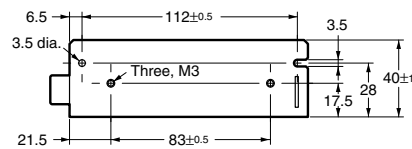
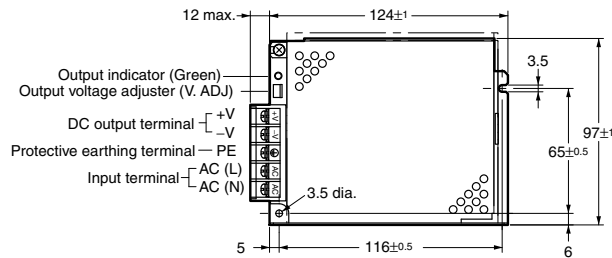
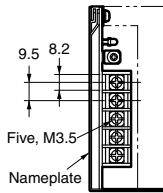
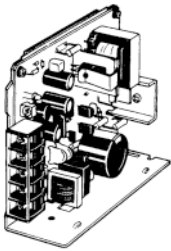
Side Mounting



Bottom Mounting

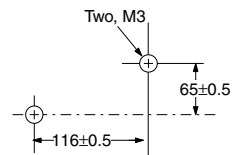


S82J-025□□□ (25 W)

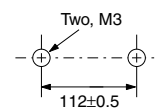


Mounting Holes (Surface Screw Mounting)

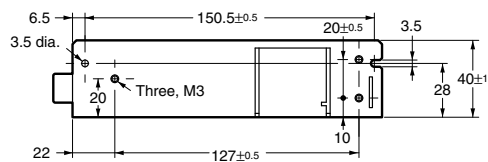
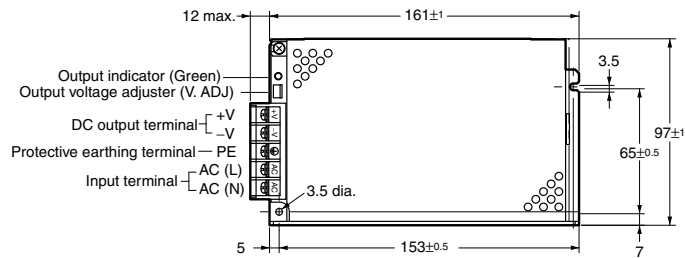
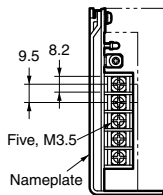
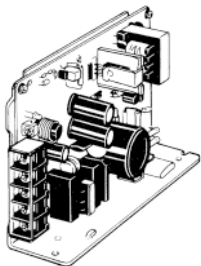
Side Mounting



Bottom Mounting

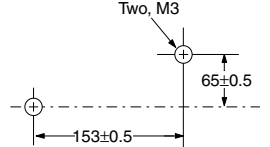


S82J-050□□□ (50 W)



Mounting Holes (Surface Screw Mounting)

Side Mounting



Bottom Mounting

